

XAMPP installation for PHP



All Apps Documents Web More

Best match

- System Information**
App

Settings

- System >
- About your PC >
- Taskbar notification area >
- See if you have a 32-bit or 64-bit version of Windows >

Search the web

- system Infor - See web results >
- system information >
- system information app >
- system information checker >
- system information technology >
- system information online >

system Infor|ation



- Open
- Run as administrator
- Open file location
- Pin to Start
- Pin to taskbar



Google

Google Search आज मेरी किस्मत अच्छी है

COVID-19 और टीकाकरण के बारे में विशेषज्ञों से तथ्य जानें

Google का इस्तेमाल इन भाषाओं में किया जा सकता है: English മലയാളം বাংলা తెలుగు मराठी தமிழ் ગુજરાતી ಕನ್ನಡ ਪੰਜਾਬੀ



Search bar containing the text "xampp download".

- xampp download
- xampp download 32 bit
- xampp download for mac
- xampp download php 7.2
- xampp download for ubuntu 20.04
- xampp download for android
- xampp download filehippo
- xampp download php 5.6
- xampp download 5.6
- xampp download for mac dmg

Buttons: Google Search, आज मेरी किस्मत अच्छी है

गलत पूर्वानुमानों की रिपोर्ट करें

Google का द

रूढ़ि धर्मवादी



xampp download

सभी

वीडियो

किताबें

इमेज

समाचार

ज़्यादा

सेटिंग

टूल

करीब 1,44,00,000 परिणाम (0.63 सेकंड)

सुझाव: सिर्फ हिन्दी में नतीजे खोजें. आप प्राथमिकताएं में अपनी खोज की भाषा तय कर सकते हैं

<https://www.apachefriends.org> > ... > इस पेज का अनुवाद करें

Download XAMPP - Apache Friends

Just **download** and start the installer. It's that easy. **XAMPP** for Windows 7.3.28, 7.4.19 & 8.0.6.
Version ...

आपने इस पेज पर कई बार विज़िट किया है. पिछला विज़िट: 24/5/21

<https://www.apachefriends.org> > इस पेज का अनुवाद करें

XAMPP Installers and Downloads for Apache Friends

XAMPP is an easy to install Apache distribution containing MariaDB, PHP and Perl.

<https://sourceforge.net> > ... > इस पेज का अनुवाद करें

XAMPP download | SourceForge.net

Download XAMPP for free. An easy to install Apache distribution containing MySQL, PHP, and Perl. **XAMPP** is a very easy to install Apache Distribution for Linux ...

★★★★★ रेटिंग: 4.6 · 173 वोट · मुफ्त

लोगों ने यह भी पूछा

Download

XAMPP is an easy to install Apache distribution containing MariaDB, PHP, and Perl. Just download and start the installer. It's that easy.

XAMPP for Windows 7.3.28, 7.4.19 & 8.0.6

Version		Checksum	Size
7.3.28 / PHP 7.3.28	What's Included?	md5 sha1	Download (64 bit) 155 Mb
7.4.19 / PHP 7.4.19	What's Included?	md5 sha1	Download (64 bit) 156 Mb
8.0.6 / PHP 8.0.6	What's Included?	md5 sha1	Download (64 bit) 157 Mb

[Requirements](#) [Add-ons](#) [More Downloads](#) »

Windows XP or 2003 are not supported. You can download a compatible version of XAMPP for these platforms here.

Documentation/FAQs

There is no real manual or handbook for XAMPP. We wrote the documentation in the form of FAQs. Have a burning question that's not answered here? Try the Forums or Stack Overflow.

- [Linux FAQs](#)
- [Windows FAQs](#)
- [OS X FAQs](#)
- [OS X XAMPP-VM FAQs](#)

Add-ons



Cookie Settings

Recycle Bin Firefox asis - Chrome Zoom FB_UG CSA RESULT 22-05-2021

Microsoft Edge CITS-COM... HTML Editor 2 unit SumatraPDF Please_Doc...

Inkscape Tor AIT (attidesk... VLC media player Audacity

WinSCP Redmi S2 DWA-181E... unit 0 RES - Sewing Technology

Visual Studio Code sachinmah

asisachin Telegram unit 1-1 Computer Network 8E

Tor Browser AnyDesk RES BinaryPlant ARP Monitor RES - CSA & DM

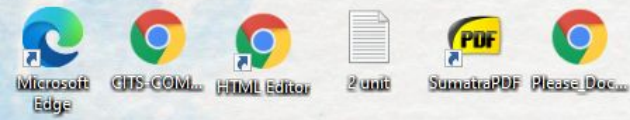
Project 05... 720p

GBT


xampp-wind
ows-x64-7.2
34-0-VC15-in
staller


HTML Editor Folder Music JAVA

HTML



Warning


 Important! Because an activated User Account Control (UAC) on your system some functions of XAMPP are possibly restricted. With UAC please avoid to install XAMPP to C:\Program Files (missing write permissions). Or deactivate UAC with msconfig after this setup.



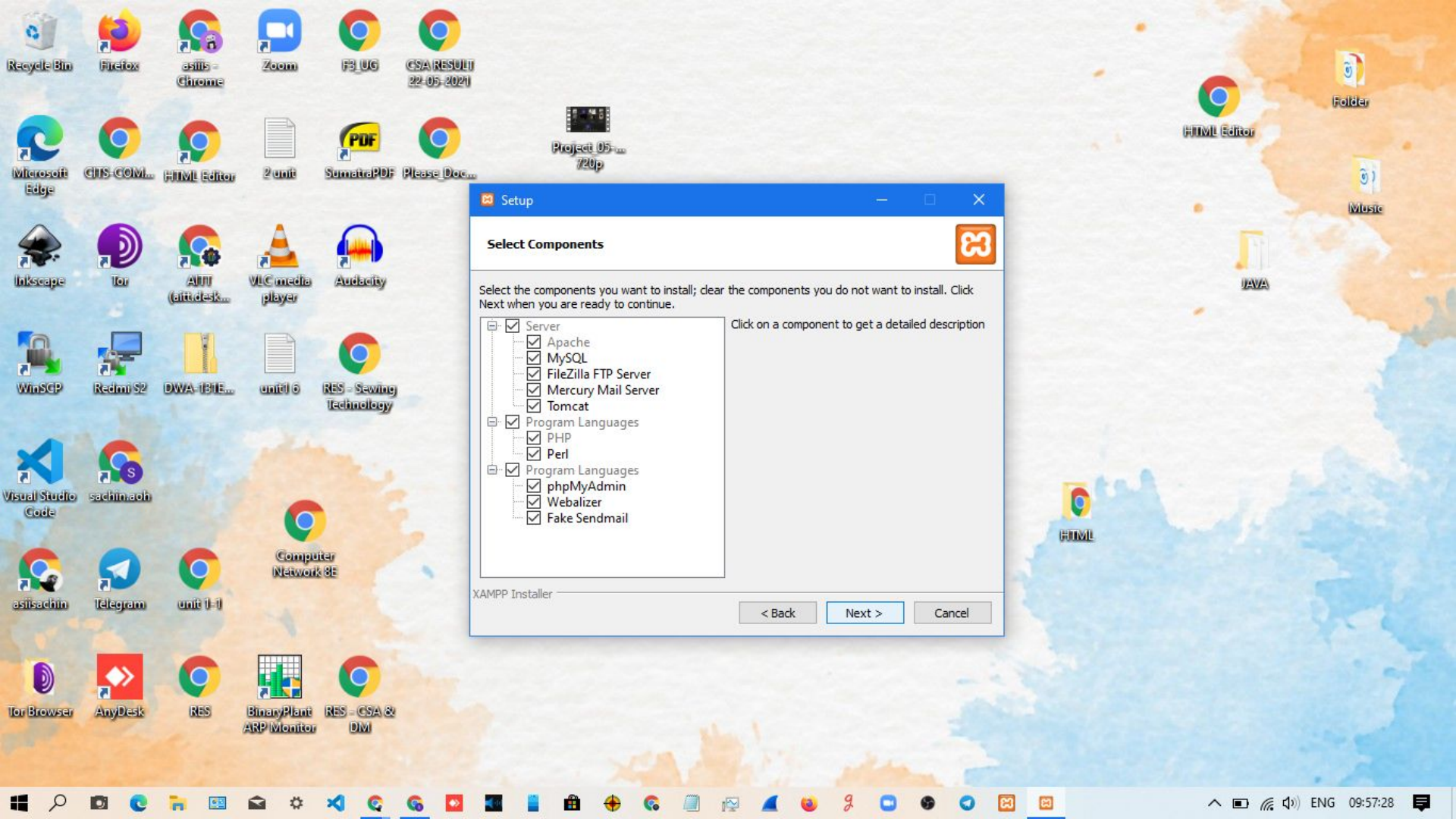
Setup

Setup - XAMPP

Welcome to the XAMPP Setup Wizard.




< Back Next > Cancel



Setup

Select Components

Select the components you want to install; clear the components you do not want to install. Click Next when you are ready to continue.

Click on a component to get a detailed description

- Server
 - Apache
 - MySQL
 - FileZilla FTP Server
 - Mercury Mail Server
 - Tomcat
- Program Languages
 - PHP
 - Perl
- Program Languages
 - phpMyAdmin
 - Webalizer
 - Fake Sendmail


XAMPP Installer

< Back Next > Cancel



Setup

Welcome to XAMPP!




XAMPP is an easy to install Apache distribution containing MySQL, PHP and Perl

Installing

Unpacking files

XAMPP Installer

< Back Next > Cancel




Setup

Completing the XAMPP Setup Wizard

Setup has finished installing XAMPP on your computer.

Do you want to start the Control Panel now?



bitnami

< Back Finish Cancel

XAMPP Control Panel v3.2.4

Modules

Service	Module	PID(s)	Port(s)	Actions
<input type="checkbox"/>	Apache	2852 10472	80, 443	<input type="button" value="Stop"/> <input type="button" value="Admin"/> <input type="button" value="Config"/> <input type="button" value="Logs"/>
<input type="checkbox"/>	MySQL			<input type="button" value="Start"/> <input type="button" value="Admin"/> <input type="button" value="Config"/> <input type="button" value="Logs"/>
<input type="checkbox"/>	FileZilla			<input type="button" value="Start"/> <input type="button" value="Admin"/> <input type="button" value="Config"/> <input type="button" value="Logs"/>
<input type="checkbox"/>	Mercury			<input type="button" value="Start"/> <input type="button" value="Admin"/> <input type="button" value="Config"/> <input type="button" value="Logs"/>
<input type="checkbox"/>	Tomcat			<input type="button" value="Start"/> <input type="button" value="Admin"/> <input type="button" value="Config"/> <input type="button" value="Logs"/>

```

10:02:58 [main] Checking for prerequisites
10:03:01 [main] All prerequisites found
10:03:01 [main] Initializing Modules
10:03:01 [main] The FileZilla module is disabled
10:03:01 [main] The Mercury module is disabled
10:03:01 [main] The Tomcat module is disabled
10:03:01 [main] Starting Check-Timer
10:03:01 [main] Control Panel Ready
10:14:14 [Apache] Attempting to start Apache app...
10:14:15 [Apache] Status change detected: running
  
```

Visual Studio Code

asisachin

Telegram

unit 1-1

Computer Network 3E

Tor Browser

AnyDesk

RES

BinaryPlant
ARP MonitorRES - CSA &
DMI

HTML Editor

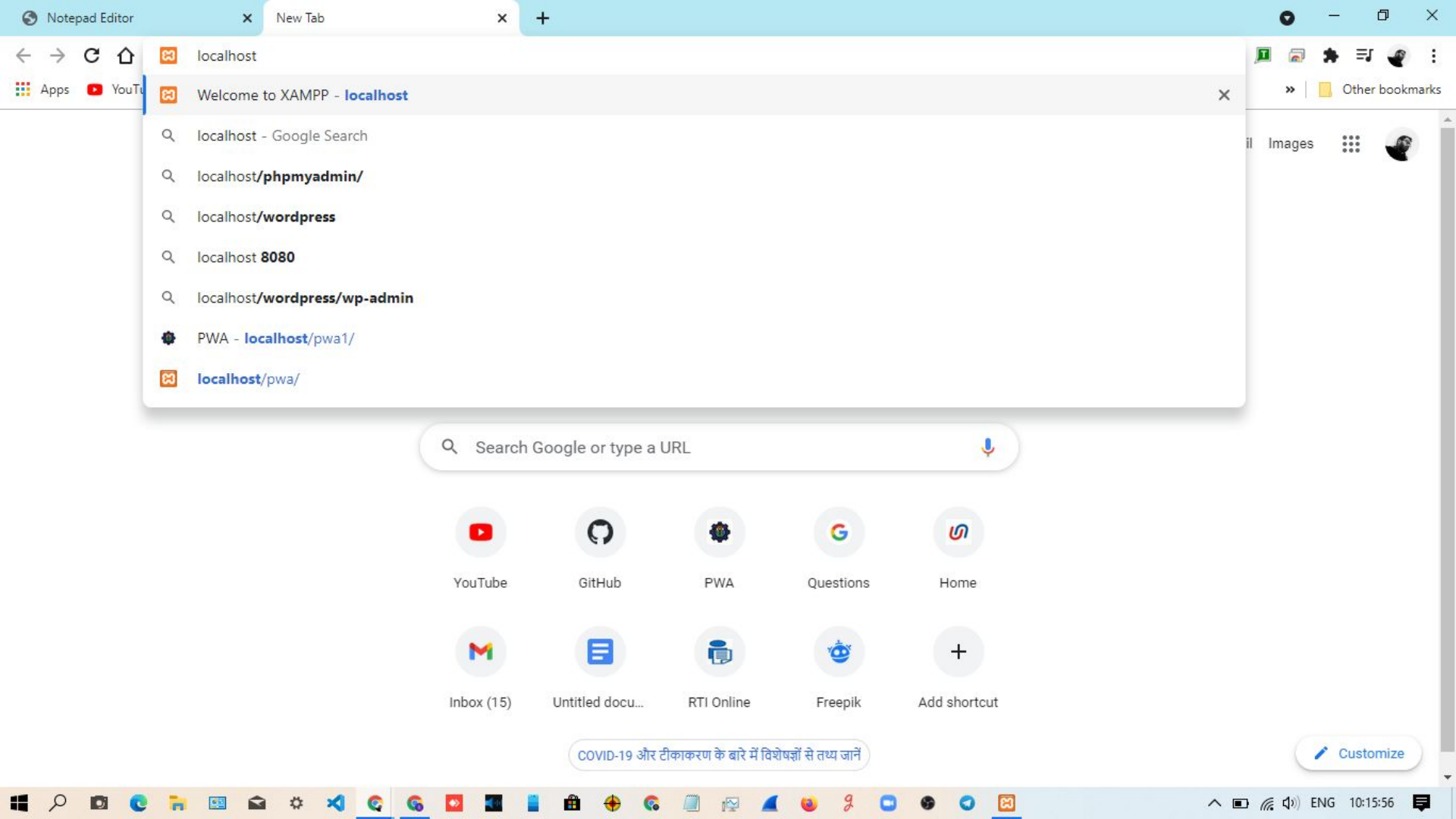
Folder

Music

JAVA

GBT

HTML



- localhost - Google Search
- localhost/phpmyadmin/
- localhost/wordpress
- localhost 8080
- localhost/wordpress/wp-admin
- PWA - localhost/pwa1/
- localhost/pwa/

🔍 Search Google or type a URL

YouTube	GitHub	PWA	Questions	Home
Inbox (15)	Untitled docu...	RTI Online	Freepik	Add shortcut

COVID-19 और टीकाकरण के बारे में विशेषज्ञों से तथ्य जानें

Customize

XAMPP Apache + MariaDB + PHP + Perl

Welcome to XAMPP for Windows 7.2.34

You have successfully installed XAMPP on this system! Now you can start using Apache, MariaDB, PHP and other components. You can find more info in the [FAQs](#) section or check the [HOW-TO Guides](#) for getting started with PHP applications.

XAMPP is meant only for development purposes. It has certain configuration settings that make it easy to develop locally but that are insecure if you want to have your installation accessible to others. If you want have your XAMPP accessible from the internet, make sure you understand the implications and you checked the [FAQs](#) to learn how to protect your site. Alternatively you can use [WAMP](#), [MAMP](#) or [LAMP](#) which are similar packages which are more suitable for production.

Start the XAMPP Control Panel to check the server status.

Community

XAMPP has been around for more than 10 years – there is a huge community behind it. You can get involved by joining our [Forums](#),



XAMPP Apache + MariaDB + PHP + Perl

Welcome to XAMPP for Windows 7.2.34

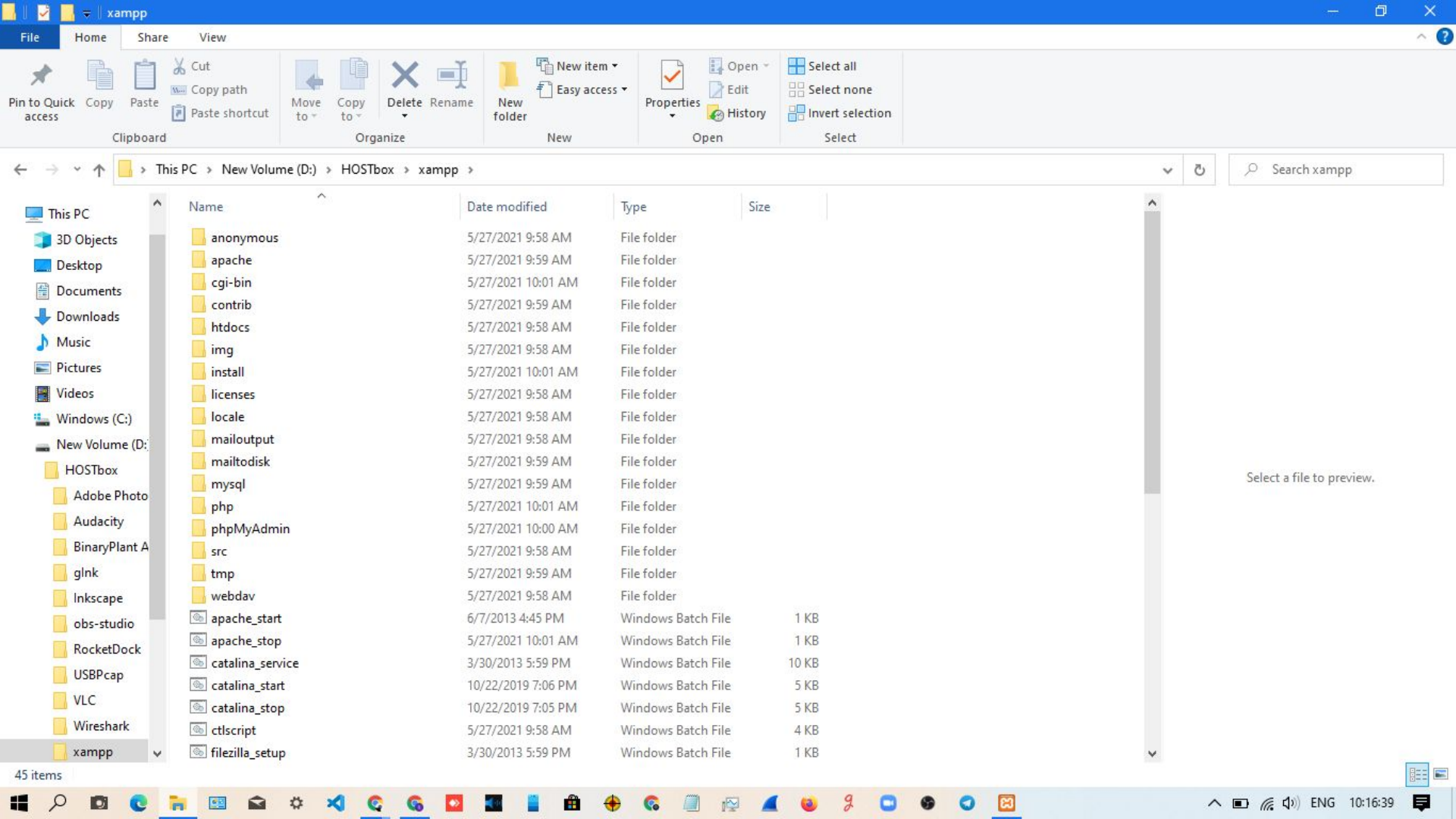
You have successfully installed XAMPP on this system! Now you can start using Apache, MariaDB, PHP and other components. You can find more info in the [FAQs](#) section or check the [HOW-TO Guides](#) for getting started with PHP applications.

XAMPP is meant only for development purposes. It has certain configuration settings that make it easy to develop locally but that are insecure if you want to have your installation accessible to others. If you want have your XAMPP accessible from the internet, make sure you understand the implications and you checked the [FAQs](#) to learn how to protect your site. Alternatively you can use [WAMP](#), [MAMP](#) or [LAMP](#) which are similar packages which are more suitable for production.

Start the XAMPP Control Panel to check the server status.

Community

XAMPP has been around for more than 10 years – there is a huge community behind it. You can get involved by joining our [Forums](#),



File Home Share View

Clipboard: Pin to Quick access, Copy, Paste, Copy path, Paste shortcut

Organize: Move to, Copy to, Delete, Rename

New: New folder, Easy access

Open: Properties, Open, History

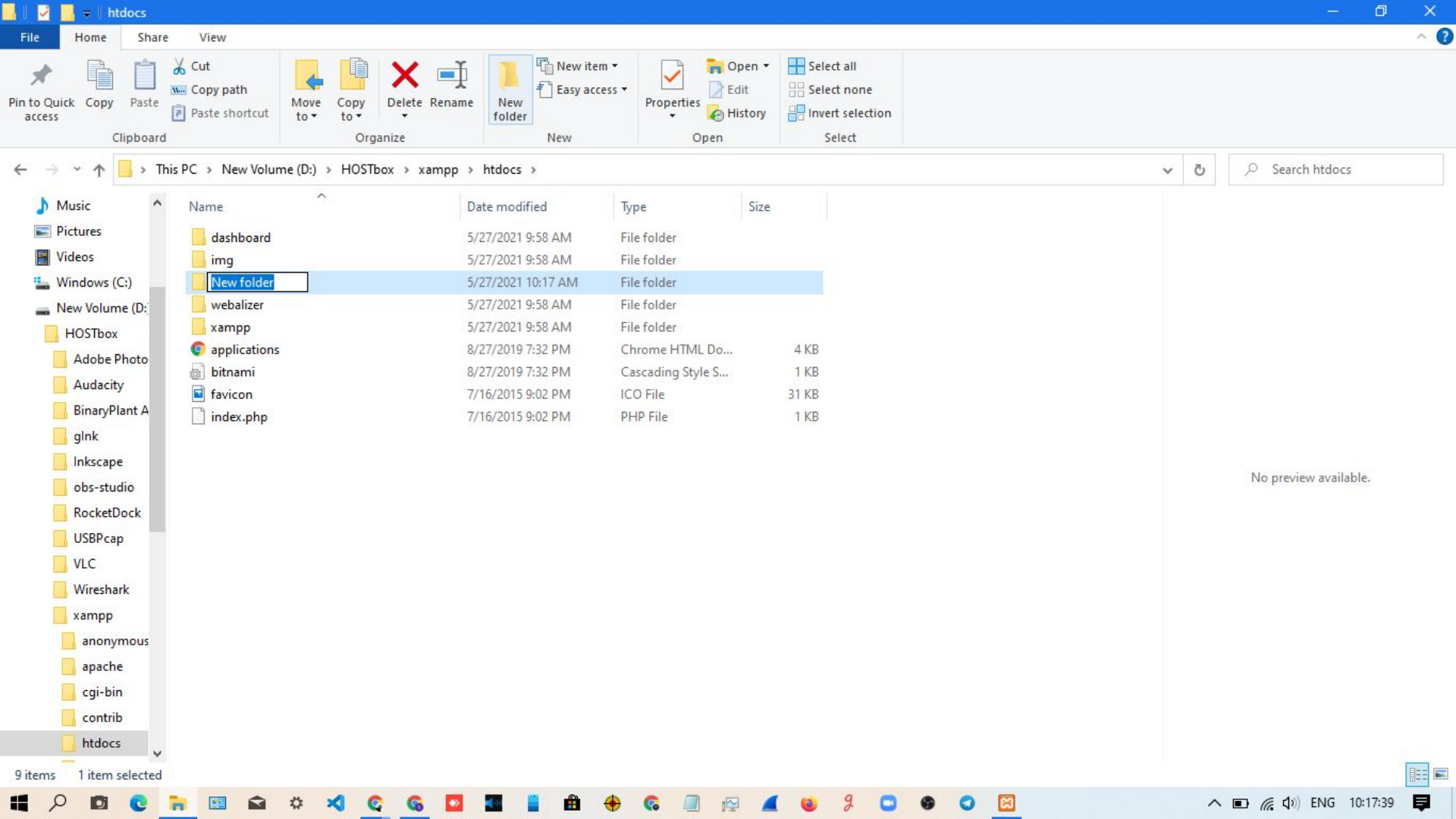
Select: Select all, Select none, Invert selection

← → ↶ ↷ ↵ > This PC > New Volume (D:) > HOSTbox > xampp > 🔍 Search xampp

- This PC
- 3D Objects
- Desktop
- Documents
- Downloads
- Music
- Pictures
- Videos
- Windows (C:)
- New Volume (D:)
 - HOSTbox
 - Adobe Photo
 - Audacity
 - BinaryPlant A
 - glnk
 - Inkscape
 - obs-studio
 - RocketDock
 - USBPcap
 - VLC
 - Wireshark
 - xampp

Name	Date modified	Type	Size
anonymous	5/27/2021 9:58 AM	File folder	
apache	5/27/2021 9:59 AM	File folder	
cgi-bin	5/27/2021 10:01 AM	File folder	
contrib	5/27/2021 9:59 AM	File folder	
htdocs	5/27/2021 9:58 AM	File folder	
img	5/27/2021 9:58 AM	File folder	
install	5/27/2021 10:01 AM	File folder	
licenses	5/27/2021 9:58 AM	File folder	
locale	5/27/2021 9:58 AM	File folder	
mailoutput	5/27/2021 9:58 AM	File folder	
mailtodisk	5/27/2021 9:59 AM	File folder	
mysql	5/27/2021 9:59 AM	File folder	
php	5/27/2021 10:01 AM	File folder	
phpMyAdmin	5/27/2021 10:00 AM	File folder	
src	5/27/2021 9:58 AM	File folder	
tmp	5/27/2021 9:59 AM	File folder	
webdav	5/27/2021 9:58 AM	File folder	
apache_start	6/7/2013 4:45 PM	Windows Batch File	1 KB
apache_stop	5/27/2021 10:01 AM	Windows Batch File	1 KB
catalina_service	3/30/2013 5:59 PM	Windows Batch File	10 KB
catalina_start	10/22/2019 7:06 PM	Windows Batch File	5 KB
catalina_stop	10/22/2019 7:05 PM	Windows Batch File	5 KB
ctlscrip	5/27/2021 9:58 AM	Windows Batch File	4 KB
filezilla_setup	3/30/2013 5:59 PM	Windows Batch File	1 KB

Select a file to preview.



Clipboard: Pin to Quick access, Copy, Paste, Cut, Copy path, Paste shortcut

Organize: Move to, Copy to, Delete, Rename

New: New folder, New item, Easy access

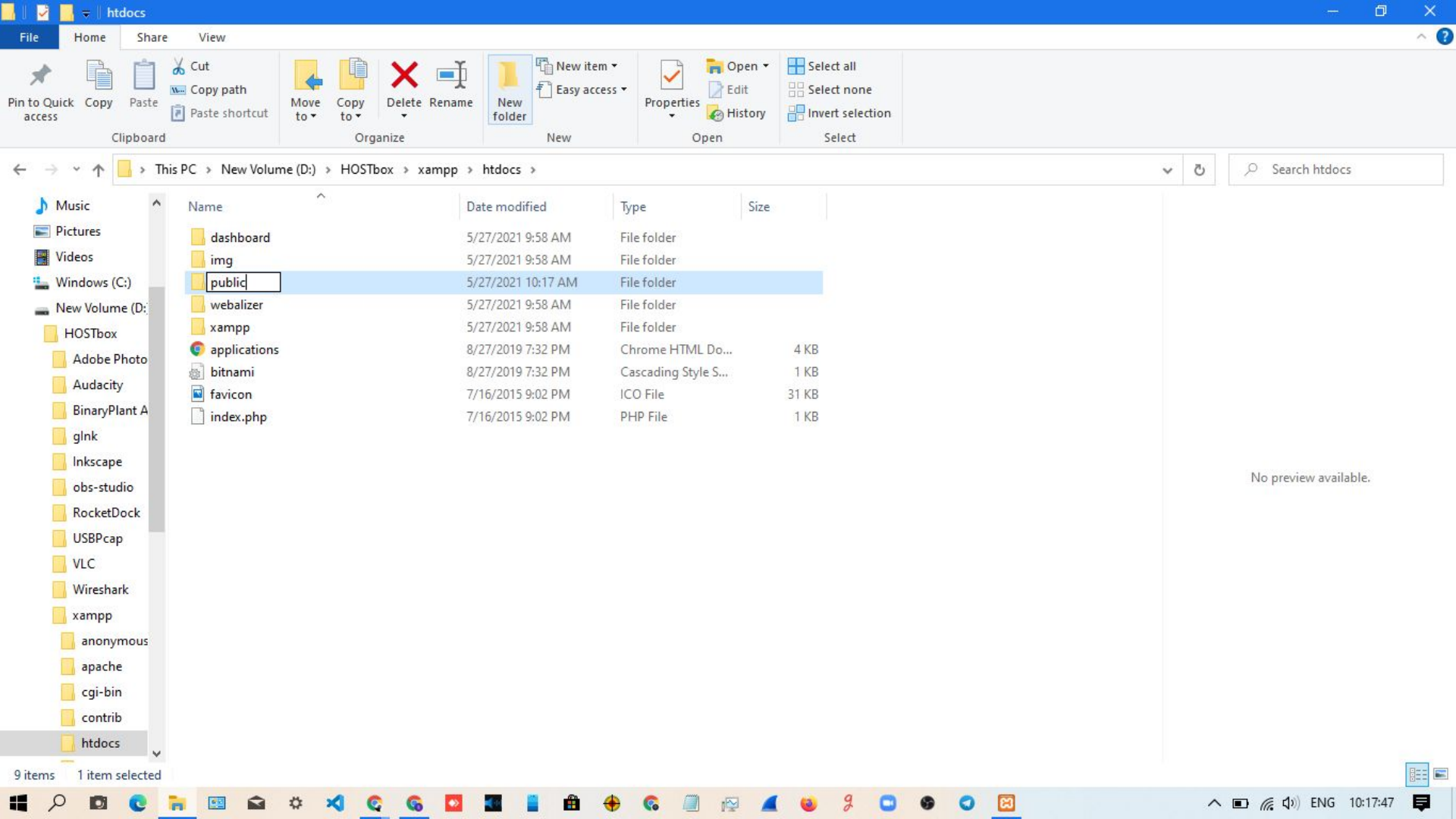
Open: Properties, Open, History

Select: Select all, Select none, Invert selection

< > > This PC > New Volume (D:) > HOSTbox > xampp > htdocs > Search htdocs

Name	Date modified	Type	Size
dashboard	5/27/2021 9:58 AM	File folder	
img	5/27/2021 9:58 AM	File folder	
New folder	5/27/2021 10:17 AM	File folder	
webalizer	5/27/2021 9:58 AM	File folder	
xampp	5/27/2021 9:58 AM	File folder	
applications	8/27/2019 7:32 PM	Chrome HTML Do...	4 KB
bitnami	8/27/2019 7:32 PM	Cascading Style S...	1 KB
favicon	7/16/2015 9:02 PM	ICO File	31 KB
index.php	7/16/2015 9:02 PM	PHP File	1 KB

9 items 1 item selected



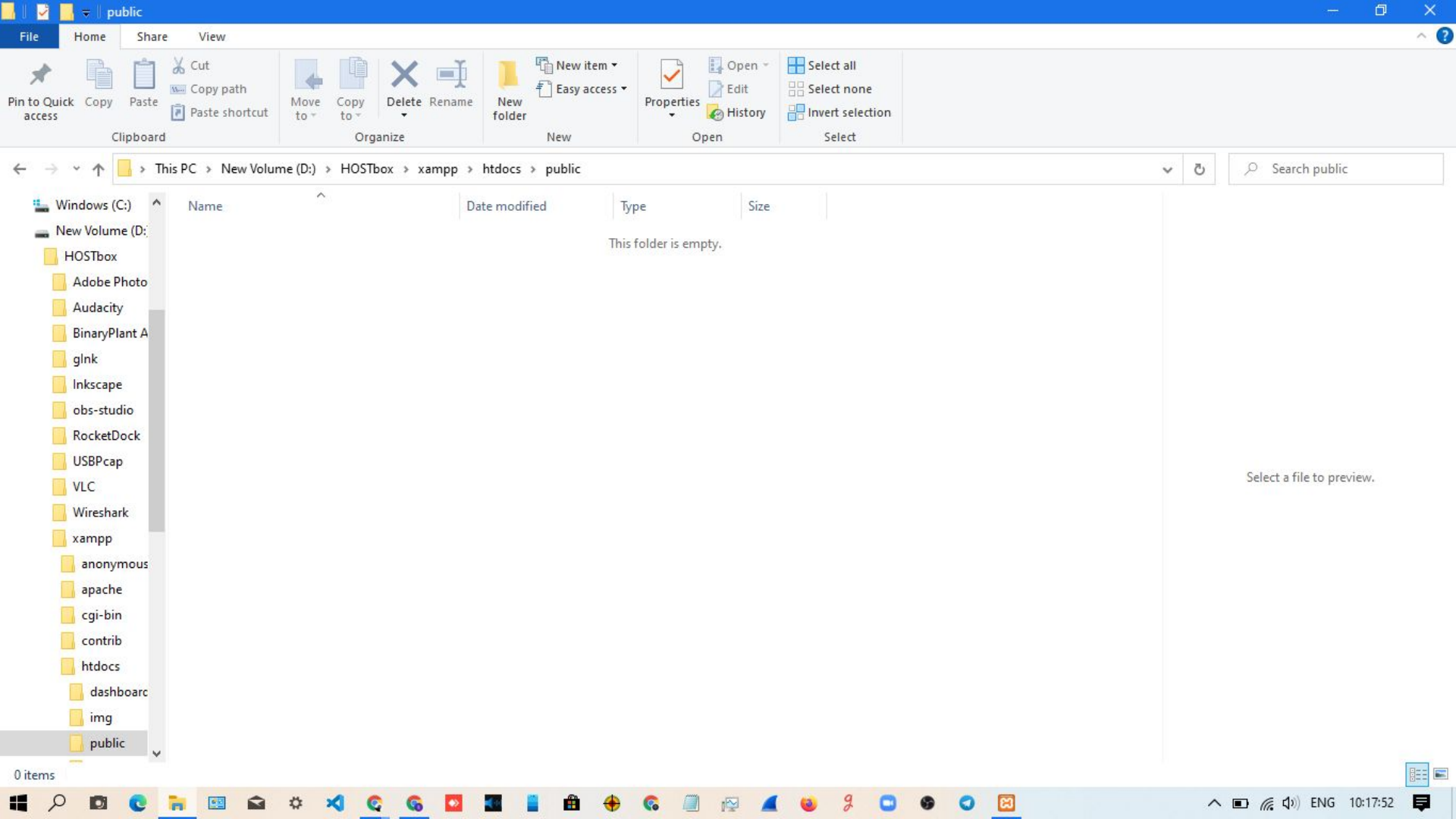
File Home Share View

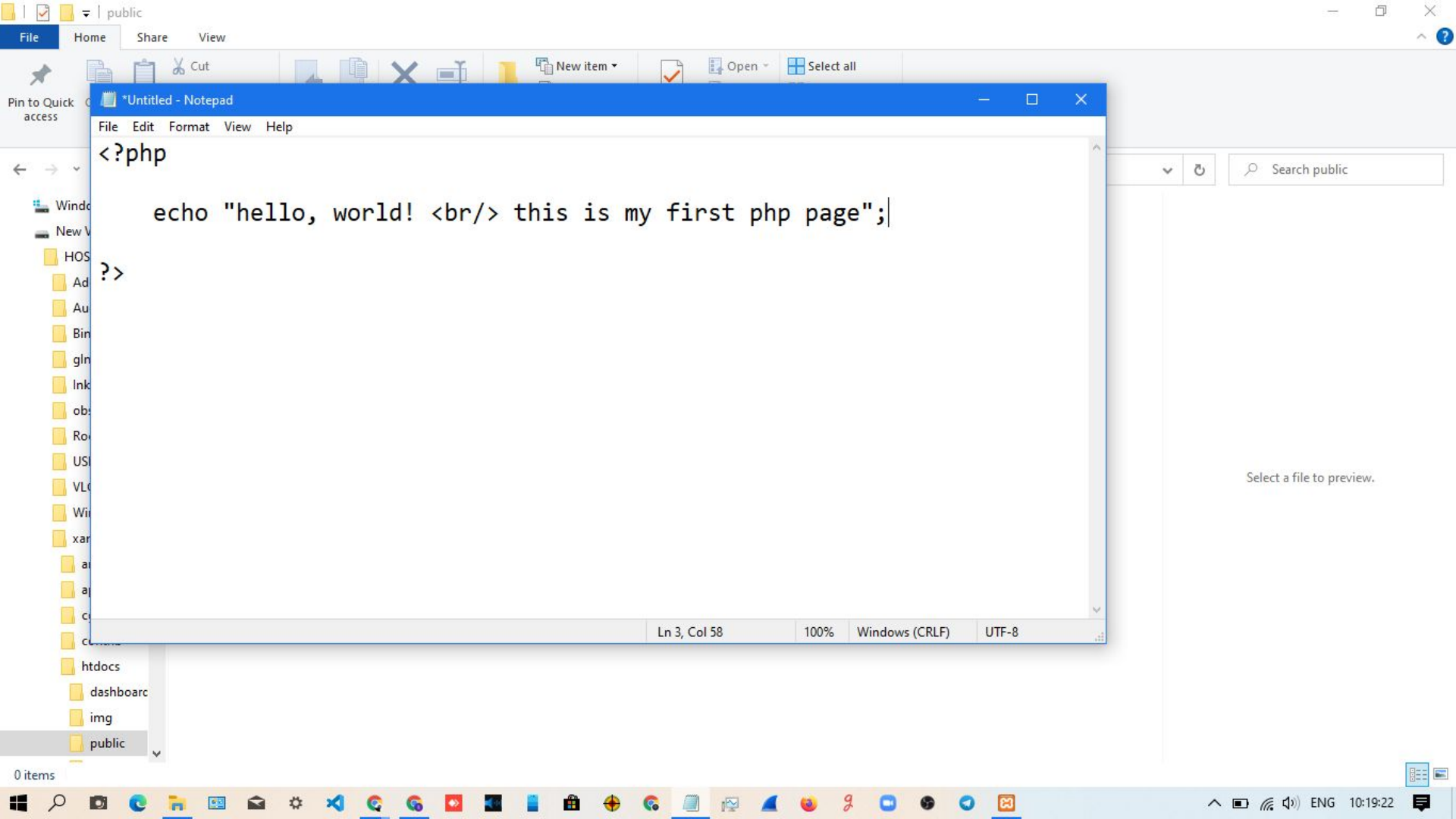
Pin to Quick access Copy Paste Cut Copy path Paste shortcut Move to Copy to Delete Rename New folder New item Easy access Properties Open Select all Select none Invert selection

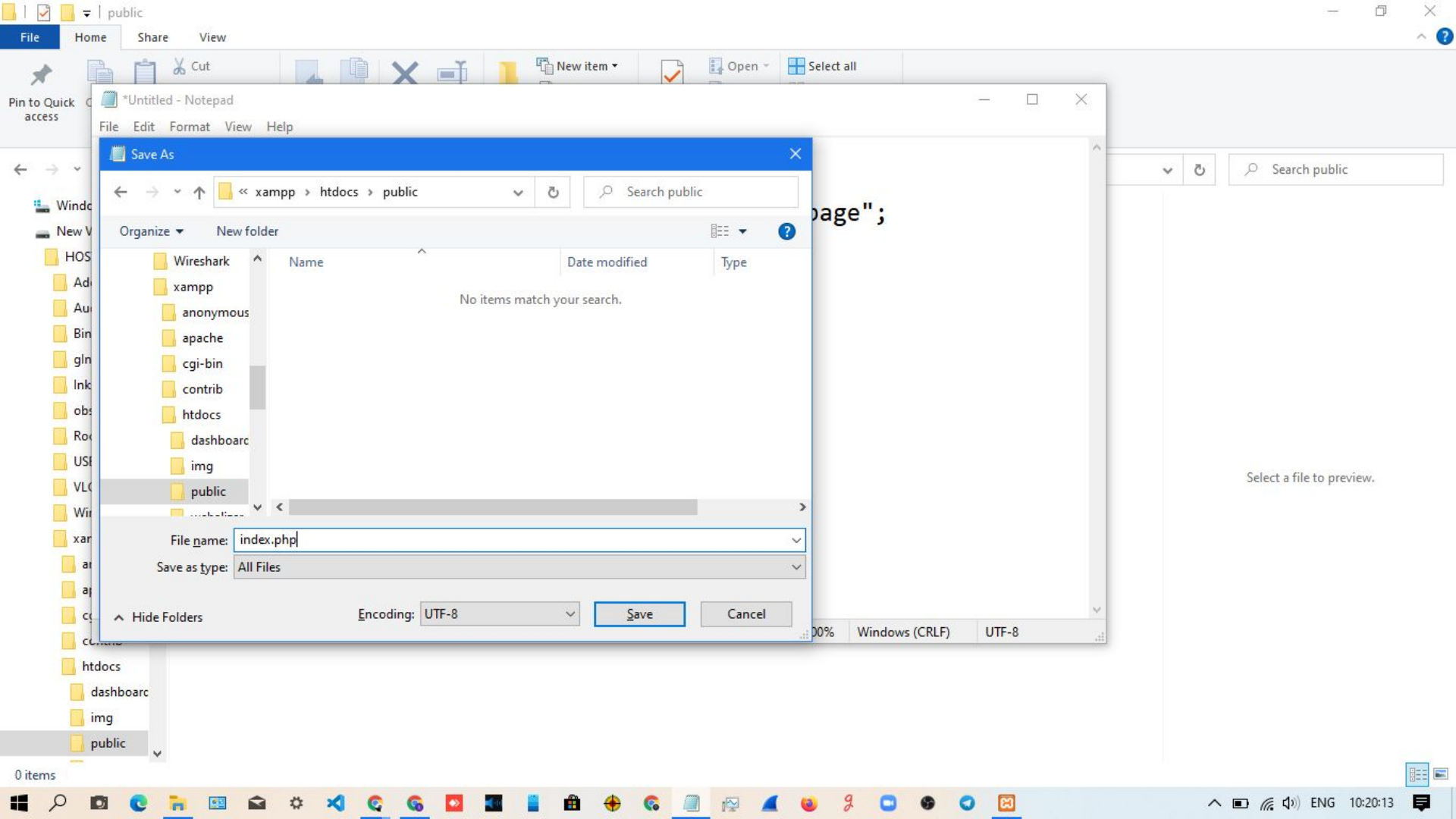
< > > This PC > New Volume (D:) > HOSTbox > xampp > htdocs > Search htdocs

Name	Date modified	Type	Size
dashboard	5/27/2021 9:58 AM	File folder	
img	5/27/2021 9:58 AM	File folder	
public	5/27/2021 10:17 AM	File folder	
webalizer	5/27/2021 9:58 AM	File folder	
xampp	5/27/2021 9:58 AM	File folder	
applications	8/27/2019 7:32 PM	Chrome HTML Do...	4 KB
bitnami	8/27/2019 7:32 PM	Cascading Style S...	1 KB
favicon	7/16/2015 9:02 PM	ICO File	31 KB
index.php	7/16/2015 9:02 PM	PHP File	1 KB

No preview available.







File Home Share View

Clipboard: Pin to Quick access, Copy, Paste, Copy path, Paste shortcut

Organize: Move to, Copy to, Delete, Rename

New: New folder, New item, Easy access

Open: Properties, Open, Edit, History

Select: Select all, Select none, Invert selection

← → ↑ This PC > New Volume (D:) > HOSTbox > xampp > htdocs > public

Search public

Name	Date modified	Type	Size
index.php	5/27/2021 10:20 AM	PHP File	1 KB

Select a file to preview.

hello, world!
this is my first php page

hello, world!
this is my first php page

XAMPP Control Panel v3.2.4

Service	Module	PID(s)	Port(s)	Actions
<input type="checkbox"/>	Apache			<input type="button" value="Start"/> <input type="button" value="Admin"/> <input type="button" value="Config"/> <input type="button" value="Logs"/>
<input type="checkbox"/>	MySQL			<input type="button" value="Start"/> <input type="button" value="Admin"/> <input type="button" value="Config"/> <input type="button" value="Logs"/>
<input type="checkbox"/>	FileZilla			<input type="button" value="Start"/> <input type="button" value="Admin"/> <input type="button" value="Config"/> <input type="button" value="Logs"/>
<input type="checkbox"/>	Mercury			<input type="button" value="Start"/> <input type="button" value="Admin"/> <input type="button" value="Config"/> <input type="button" value="Logs"/>
<input type="checkbox"/>	Tomcat			<input type="button" value="Start"/> <input type="button" value="Admin"/> <input type="button" value="Config"/> <input type="button" value="Logs"/>

10:03:01 [main] The FileZilla module is disabled
10:03:01 [main] The Mercury module is disabled
10:03:01 [main] The Tomcat module is disabled
10:03:01 [main] Starting Check-Timer
10:03:01 [main] Control Panel Ready
10:14:14 [Apache] Attempting to start Apache app...
10:14:15 [Apache] Status change detected: running
10:23:38 [Apache] Attempting to stop Apache (PID: 2852)
10:23:38 [Apache] Attempting to stop Apache (PID: 10472)
10:23:38 [Apache] Status change detected: stopped

The right side of the image shows a web browser window with a standard Windows taskbar at the bottom. The browser's address bar is empty, and the page content is blank. The taskbar includes icons for various applications and system tray icons on the right showing network, volume, and language settings.



This site can't be reached

127.0.0.1 refused to connect.

Try:

- Checking the connection
- [Checking the proxy and the firewall](#)

ERR_CONNECTION_REFUSED

Reload

Details

Thank You